

Issue 1

# TX



## WELCOME

---

### 4 Overview

Game changer

### 6 Purpose-built

Made for the trade

Down on down time

Making cities more accessible

### 12 Reduced Operating Costs

Affordability

Total flexibility

Made of more, so you can make more

Have demanding presence

### 16 Style and Design

Beauty and utility

Interior

### 20 Technology

eCity technology

A range-extended electric vehicle

Take charge of your future

Tough inside...and out

### 26 Comfort

Driver comfort

Driver controls

Safety

### 32 Quality Control

Manufacturing

Durability and testing

### 34 Aftersales

## WE ARE LEVC

---

*Some manufacturers measure how long it takes to build a vehicle in hours. LEVC prefer generations. Perhaps that's why our vehicles are considered both timeless and part of the urban landscape.*

*Our history is one of dedication to the professional taxi trade. As Mann & Overton we introduced steel bodied, purpose-built cabs and diesel engines to combine an enhanced passenger experience with rugged dependability. As LTI, we met the challenges of new safety and accessibility legislation to open up new opportunities for drivers. And as the London Taxi Company, we helped the trade rise to meet the needs of 21<sup>st</sup> Century cities.*

*Our name has changed. Who we are and who we serve never has..*

## MOVING FORWARD

Our industry is changing. As our cities expand and become more congested, so the need for on-demand personal mobility increases. Concerns over air-pollution continue to grow as the health impacts are better understood.. Taxis need to offer drivers the comfort and flexibility of a mobile office. Reliability and durability must meet the demands of cities that never sleep. Customer expectations are higher than ever; so taxi services must offer passengers convenience, safety, style, comfort and the ability to stay connected to their world.

## TAKE CHARGE OF YOUR FUTURE

Engineered from the ground up yet unmistakably a black cab, the new TX embodies the collective experience and expertise we have gained over the last century as we look towards the next. An environmentally friendly, fully electric powertrain with the flexibility of a petrol range-extender, lightweight aluminium architecture, and the latest passenger and driver innovations, make the TX a true icon of the future.

The TX marks a revolutionary start to a new chapter in black cab history.





## GAME CHANGER

*The TX is the professional choice for owner-drivers and fleet operators worldwide, and has been designed to meet the challenges of today's market.*

It's revolutionary eCity drivetrain delivers zero-emissions urban operation and total flexibility without compromise, meeting the needs of drivers and cities alike.

Six seats, on-board Wi-Fi, full accessibility, and charging ports offer convenience that stands out from the competition. There's built-in comfort as standard for both driver and passengers. Ergonomic seating, enhanced safety features, and commanding views of the city passing by. Convenience and comfort - it's a powerful combination.

The TX already comes with an image built on trust and service. The TX is the passenger's ride of choice when it comes to safe, secure, and professional urban transport.

Being behind the wheel of an icon means instant recognition. Be in demand with TX.

**Left**

*The TX puts you at the forefront of the professional taxi trade, thanks to the latest innovations in design, technology and construction.*



DESIGNED WITH YOU  
IN MIND

## MADE FOR THE TRADE

*TX is new from the ground up. Every feature has been designed to meet the unique requirements of the professional taxi trade. That means you can be confident it meets the stringent regulations and conditions of fitness governed by the industry.*

The TX combines the most spacious driver and passenger environment we've ever created with the signature compact footprint and turning circle that defines the black cab. That means you still have unparalleled manoeuvrability to negotiate congested cities. Its iconic illuminated taxi light is not just standard equipment, it's part of the design and integrated into the roof panel. The same goes for the driver partition and automatic taxi locking that keeps you and your fares safe.

The purpose-built TX is made for the trade and ready for business. Even its recognisable shape is down to how it accommodates the features you and your business need to operate.

So, you'll find no retro-fitted parts on the TX, just a little retro inspiration instead.

### *Facing page*

*Imposing road presence belies a compact exterior just 2036mm wide (measured from mirror to mirror) - narrow enough for even the strictest width restrictions.*

### *This page*

*TX retains the London Taxi's legendary manoeuvrability, exemplified by the famous 'Savoy' turning circle.*





## DOWN ON DOWN TIME

*The black cab's reduced maintenance requirements, tough build quality, and reliable engineering all contribute to a decrease in downtime. We understand better than anyone else the demands taxi drivers face every day. From its durable door handles to its resistance to potholes, the TX can take everything long shifts can throw at it.*

The taxi industry varies not only by country, but at a regional level. Only one vehicle has been designed and built to succeed everywhere. No restrictions. No compromise. From the door hinges to the powertrain, the TX is built to last longer and spend more time on the road than any vehicle we've ever built.



## MAKING CITIES MORE ACCESSIBLE

*The TX is our most accessible vehicle ever, providing easy entry and exit for wheelchair users. The TX is also fitted with a hearing induction loop, as well as braille embossed controls, and a microphone system for open communication between passengers and driver.*

The discreet access ramp is integrated into the floor space and can be quickly deployed thanks to its lightweight materials and design. We've also made the ramp's access angle completely adjustable for easier use.

For passengers with restricted mobility, a folding step and swivel seat provides easy access to the spacious interior. And the completely flat floor is covered in slip-resistant material for extra stability.

The TX is a taxi designed to make cities accessible to all.

**Top left**

Fully integrated wheelchair ramp.

**Middle left**

Integrated swivel seat for easy access in and out of the vehicle.

**Bottom left**

Braille embossed control panel for visually impaired passengers.

**Top right**

ISO 10542 compliant restraint system.

**Middle right**

The passenger door opens to a full 90° and features a folding step.

**Bottom right**

Hearing induction loop for hearing aid users.

THE PART OF THE CITY YOU CAN  
ALWAYS COUNT ON



## AFFORDABILITY

The ultra-efficient, range-extended electric powertrain is designed to take you further for less.

With the TX, you'll make fewer trips to the fuel pump, and won't spend as much when you do go. Here's one illustration showing how eCity technology will reduce your fuel costs by more than half over a 120-mile shift.<sup>1</sup>



## TOTAL FLEXIBILITY

80 miles pure electric range<sup>A</sup> and 297 miles range extension<sup>B</sup>

## 377 MILES TOTAL RANGE

TX's advanced on-board charging system provides fast, convenient charging at home and on the street, giving you maximum opportunity to plug-in and save...and with a petrol range-extender giving a total range of 377 miles, the new TX can go the distance.



### AT HOME

Full charge in **3h45 (7kW)**<sup>C</sup>  
Costing less than **£3**<sup>D</sup>



### FAST ON-STREET

Full charge in **1h15 (22kW) - 2h20 (11kW)**<sup>C</sup>  
Costing around **£5**<sup>D</sup>



### RAPID ON-STREET

Full charge in **30mins (50kW)**<sup>C</sup>  
Costing around **£7**<sup>D</sup>

### Calculation of Running Costs

This running cost illustration is intended to provide a fair and realistic real-world comparison. However, actual figures achieved may vary from those shown below.

<sup>1</sup> - 120 miles travelled in a TX4 Euro 6 at a cost of £27. Calculated based on 'real-world' fuel consumption of 23mpg (70% of the 33mpg achieved on the NEDC combined cycle) and a diesel price of 117.9 ppl.  
<sup>2</sup> - Home charging cost of £2.79 based on total usable storage capacity of 23.25 kWh and a domestic energy rate of 12p per kWh. <sup>3</sup> - Range-extender fuel cost of £2.84 based on 36.7mpg and a petrol price of 116.9 ppl.  
<sup>4</sup> - The official electric range (NEDC cycle) is 80.6 miles and a 'real-world' figure has been calculated at 80% of this (64 miles). Completing 40 miles during the morning shift would therefore deplete the battery to around 37%. <sup>5</sup> - Rapid charging at 50kW DC provides enough energy to fully replenish the battery in under 20 minutes. The cost of £4.32 is based on 14.4kWh at an average price of 30p per kWh. <sup>6</sup> - The official electric range (NEDC combined cycle) is 80.6 miles and a 'real-world' figure has been calculated at 80% of this (64 miles). <sup>7</sup> - The total cost of £10 is calculated as £2.79 (see footnote 2) + £2.84 (see footnote 3) + £4.32 (see footnote 5) = £9.95 A - The official electric range (NEDC combined cycle) is 80.6 miles. B - Based on range-extender fuel consumption of 36.7mpg (NEDC combined cycle) with a 36 litre fuel tank. C - Charging times quoted are in optimal conditions and may vary. D - Total usable battery capacity 23.25kWh. Costs based on average energy prices per kWh of 12p (Domestic) / 21p (Fast) / 30p (Rapid).

## MADE OF MORE, SO YOU CAN MAKE MORE

*With the TX, access greater earning potential by attracting new types of customer.*

Its environmental credentials will hold a strong appeal for corporate clients, whilst its greater accessibility and six seats will make you the best possible option for people with limited mobility or those in larger groups. The motor's zero-emissions capability also gives you access to clean air zones in urban areas, and to the huge numbers of potential passengers in city centres.

Service intervals of 25,000 miles means the TX will spend more time on the road, with fewer trips to the garage. And due to the inherent reliability and simplicity of the electric motors, you'll notice a significant decrease in your overall servicing requirements. The reduction in time spent on refuelling and maintaining your vehicle is just another aspect allowing you to earn more.

**Right and above**  
Ample space to work, or explore the city with friends.



## HAVE DEMANDING PRESENCE

*A taxi has one purpose - to carry passengers. We've engineered the TX to be the pinnacle of hassle-free travel in the city.*

The interior boasts a range of features designed to make the passenger experience one of the safest, most user-friendly, enjoyable, and accessible in the world.

The TX boasts limousine-style coach doors - which, when opened, reveal full-size seating for up to six passengers. Once inside, passengers are offered ample headroom thanks to our generous ceiling height. They'll watch the world go by through the body-length windows - and with a panoramic glass roof above, the sky's the limit.

On-board Wi-Fi and charging points makes the TX a mobile office for anything from executive airport runs to cross-city dashes. Seating your passengers together in a shared space makes TX the perfect choice for family trips, or for friends going home together after a night out.

**Top left**  
USB ports on either side of the cabin for charging on the go.

**Middle**  
Provide a new view of the city with the panoramic glass roof.

**Bottom left**  
Designed for seamless integration of the latest payment systems.

**Top right**  
Let passengers stay connected with on-board Wi-Fi.

**Bottom right**  
The mains power socket is ideal when using a laptop on the go.





A TIMELESS ICON



## BEAUTY AND UTILITY

*An instantly recognisable design by day or night. An integral part of the background in any urban landscape. The new TX features a timeless look; when people think of a taxi, they think of the iconic black cab. Or, more to the point, our black cab.*

Coach doors suggest the TX is something a little more special than other offerings. They create a limousine-like sense of occasion that adds a touch of glamour to the passenger experience, enhanced by touches such as the chrome detailing surrounding the taillights, side windows and front grille.

Bold styling enhances this effect. The impressive front grille and circular headlights, set in a sweeping, defined front wing, give the TX the confident road presence expected of a vehicle with such pedigree. Like any icon, other, lesser interpretations of its essence do exist. But the little details, from the unique silhouette to the chrome detailing, means there still is only one built-for-purpose black cab - the TX.

### Top

*The face of a new icon and the future of the urban landscape.*

### Bottom left

*Chrome detailing and finish for a premium look.*

### Bottom right

*Ergonomics and beauty go hand in hand with TX.*

## INTERIOR

*The interior style of the TX is elegant and contemporary. Along with the space, comfort and accessibility it provides, the aesthetic appeal and quiet refinement of the cabin make it a relaxed and pleasant place in which to be driven.*

TX is underpinned by whisper quiet, electric eCity technology, ensuring journeys are smooth and refined for drivers and passengers alike. The roofline and sloping rear of the TX is a nod to the legendary FX3 and FX4 cabs. It also allows for a light and airy interior with impressive headroom.

At the same time, the low window line and stunning panoramic roof provide impressive views of the passing cityscapes, and enhances the sense of space within the cabin. Attractive and adjustable ambient lighting add to the tasteful atmosphere, particularly at night. The solidity of the fixtures, from the aluminium door pull to the ventilation touch control panel, are a tactile reminder of the quality of the interior.

Drivers in particular will benefit from the soft, breathable, yet durable and hard-wearing seat fabric. Sophisticated temperature control adds to the overall sense of wellbeing too.

### Top

*Their mobile office with on-board Wi-Fi...*

### Bottom left

*...and yours. The most ergonomic driver cabin we've ever created.*

### Bottom right

*Let them see a different side of the city.*



## E-CITY TECHNOLOGY

*TX is powered by a revolutionary electric motor that drives the rear wheels. It's also backed by a petrol range-extender, giving you even greater flexibility and impressive usability. The drivetrain is capable of 110kWh of peak power, delivering instant torque and smooth, effortless acceleration even when fully loaded.*

We've kept the demands of urban taxi drivers in mind, with 23kWh of useable power available from the electric battery. The technology is also optimised for taxi usage, delivering energy to the motor instantly. The high rate of supply enhances torque delivery, coping easily with the higher payloads that come with carrying multiple passengers. The battery, moreover, has been rigorously tested to ensure that it lasts for many years of heavy use.



### Range

Even on pure electric power, the TX will go as far as 80.6 miles, delivering an effective and efficient range for city use along with zero-emissions.



### Flexibility

The petrol-powered range-extender means you can travel up to 377 miles between charges, allowing you to complete your working day and still get home with fuel to spare.



### Durability

Go further with a drivetrain and battery built to last the life of the vehicle. The absence of moving parts in the motor make it less susceptible to wear and tear.



### Efficiency

The negligible emissions of TX ensures that it meets the standards of ultra-low emissions zones across the world, as well as improving your health and contributing to better air quality in our cities.

## A RANGE-EXTENDED ELECTRIC VEHICLE

*The TX features rear-wheel drive for great handling, combined with an electric motor to drive them for future-proof capability. The petrol range-extender then keeps range-anxiety at bay by maintaining the charge in the battery pack, if and when required. With three selectable drive modes for optimum efficiency, you'll be able to utilise the TX's available power to suit your working day.*

## DRIVE MODES

### SMART

The TX's default operating mode, delivering the best efficiency by utilising the battery as much as possible before engaging the range-extender.

### PURE EV

Operating purely on battery power, without the petrol range-extender. 100% electric operation with zero-emissions.

### SAVE

The vehicle uses the range extender to maintain the battery's state of charge, saving the electric range for use later.



### Regenerative Braking

The braking system harnesses energy that would usually be lost while slowing down, and uses it to recharge the drive battery. This increases efficiency and reduces wear on braking components.

### Drivetrain

#### 1. Drive motor

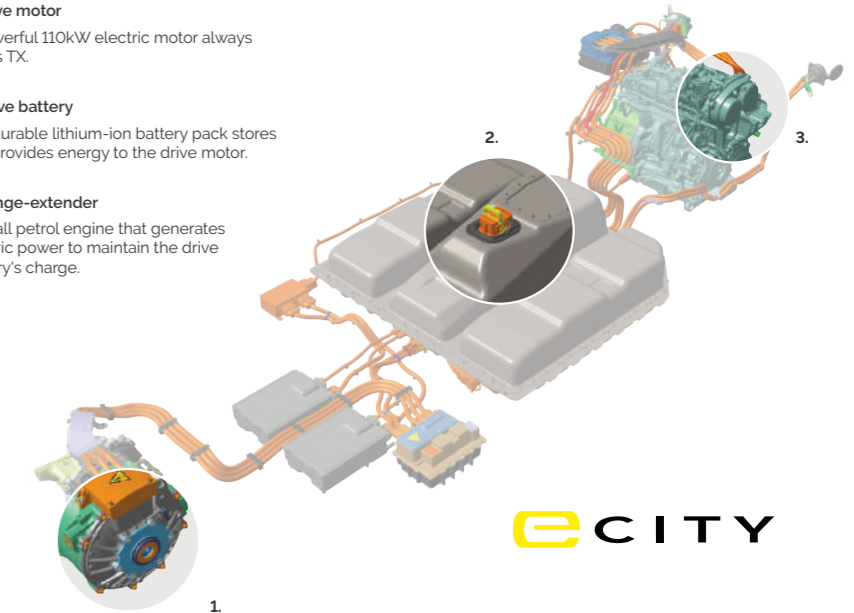
A powerful 110kW electric motor always drives TX.

#### 2. Drive battery

The durable lithium-ion battery pack stores and provides energy to the drive motor.

#### 3. Range-extender

A small petrol engine that generates electric power to maintain the drive battery's charge.





## TAKE CHARGE OF YOUR FUTURE

*eCity technology offers unrivalled charging flexibility, with slow, fast, and rapid charging capability via several socket types. This gives unbridled access to the full network of charging points, and the confidence you'll be recharged and back on the road as soon as possible.*

At home	Fast on-street	Rapid on-street
> 3h45 (7kW) <	>> 1h15 - 2h20 (22kW) (11kW) <<	>>> 30m (50kW) <<<

*\* Under optimal conditions*

**eCITY**

**Top**  
*Take full advantage of Fast on-street charging.*

**Bottom left**  
*The growing number of Rapid charge points allow a full charge in just 30 minutes.*

**Bottom right**  
*Home charging is convenient and cost-effective.*

## TOUGH INSIDE... AND OUT



Strong



Lightweight



Recyclable



Safe



Durable

### Aluminium Structure

The TX features an aluminium chassis bonded with incredibly strong adhesives, and is fully anodised, enhancing the car's structural strength whilst also improving efficiency and extending its range. The use of aluminium, a material 30% lighter than conventional steel, is inspired by the lightweight chassis structures of British sports cars, and makes the new TX's body stronger and lighter than any previous model. The use of aluminium, which is 100% recyclable, boosts the TX's green credentials even further.

### Composite Panels

Just as with our previous models, the TX's body panels have been designed for easy removal and repair, making maintenance quicker and easier. The composite materials used also mean that they already have corrosion resistance built-in. So not only will the new TX go further than the competition, it will outlast it too.

BE A REFLECTION OF  
THE CITY



## DRIVER COMFORT

*The interior and driver environment has been designed to be the ultimate mobile office for the professional taxi driver. Quiet, refined, and spacious, the cabin is built entirely around you and the demands of the taxi trade.*

A fully-adjustable and ergonomically-designed seat provides supportive comfort throughout the day. Powerful automatic air conditioning means you'll always be cool under pressure. We've put all the information you need at your fingertips, with an angled central touchscreen offering access to all of the vehicle's systems and settings.

From incoming calls to navigation assistance, all the information you need is clearly visible on the HD driver display.

With LED floor lights, puddle and reading lamps, you'll always find the interior bright and inviting. Their prominent placing will also allow you to assist passengers when entering or exiting the cab at night or in poor weather.

Keep everything you rely on to run your business close at hand too, with ample storage throughout the front cabin, including a large compartment in the central armrest. In short, the TX is the most comfortable and pleasant workspace we've ever created for the professional taxi driver.



### Top left

Climate control - powerful, automatic digital air conditioning with a dedicated driver zone.

### Top right

Visibility - wraparound windows and a large front screen give excellent views all round.

### Bottom left

Driver environment - ergonomic seating and controls.

### Bottom right

Front luggage storage - for optimised carrying capacity.

## DRIVER CONTROLS

*The new black cab is not only advanced in terms of its low emissions and high level of comfort for driver and passengers – its sophisticated driver assistance features give you everything you need to make a hectic day easier.*

The windscreen wipers respond automatically to changing weather conditions, and the automatic headlights even respond to street lighting and other vehicles to switch between dipped and main beams as appropriate. The handbrake is electronic and controlled automatically to reduce physical strain over the course of a shift, while cruise control makes maintaining a constant speed effortless. The lack of gears makes urban driving significantly easier, as well as resulting in smoother acceleration. Parking is rendered safer and less stressful thanks to a rear-view parking camera and sensors, and a satellite navigation system is also available (in the unlikely event that you need one).



**Top left**  
Automatic headlights - with active main beam function.

**Top right**  
Rear-view camera - guided help for even the tightest of city spaces.

**Bottom left**  
Sat Nav - large portrait touchscreen navigation with traffic information.

**Bottom right**  
The electronic park brake turns on and off automatically.

## SAFETY

*The safety features of the new electric taxi, both preventative and protective, underpin why the black cab is the first choice for the professional taxi trade, and one that provides both drivers and passengers with ultimate peace of mind. The latest driver assistance technology, such as Autonomous Emergency Braking, also further reduces the risk of a collision with pedestrians or other road users.*

### Passive Safety (see below)

In the event of an accident, the taxi's protective structure has been designed to prevent or minimise physical injury. Previous taxi models have been built from conventional steel, but the new model is constructed from bonded, anodised aluminium, able to absorb energy twice as effectively. Inside this robust body, from the energy absorbing seats and the protective driver's partition, to the airbags and electronic systems, TX has been designed with safety in mind.

### Driver Assistance (see overleaf)

A typical shift in hectic urban centres demands constant attention - not an easy task even for the most skilful drivers, particularly when you are behind the wheel for hours at a time. The sophisticated driver assistance technology fitted as standard in the new TX, enables you to negotiate the streets as safely as possible, contributing to your peace of mind.

## PASSIVE SAFETY



### Strong Body Structure

The aerospace-inspired body structure of TX not only means a lighter and stiffer chassis, but also a significantly stronger one. The TX is designed to exceed the world's most stringent crash test requirements.



### Airbags

The passenger compartment features two full-length curtain airbags. Drivers are protected by their own 60-litre airbag deployed from the steering wheel, along with additional side and curtain airbags in the front cabin.



### Restraints

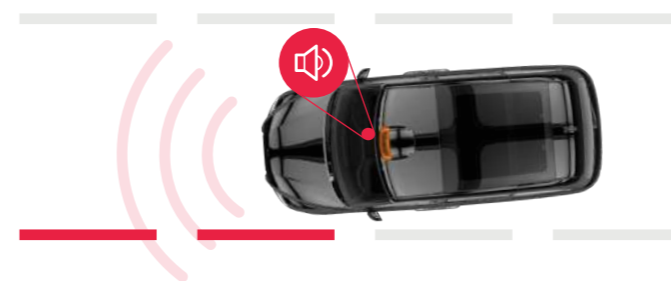
Each seat features a full three-point seatbelt and energy absorbing headrests. The outer rear seats also feature universal ISOFIX mounting points, compatible with most child car seats. Wheelchair users are safely secured thanks to a fully ISO10542 compliant restraint system.



### Stability

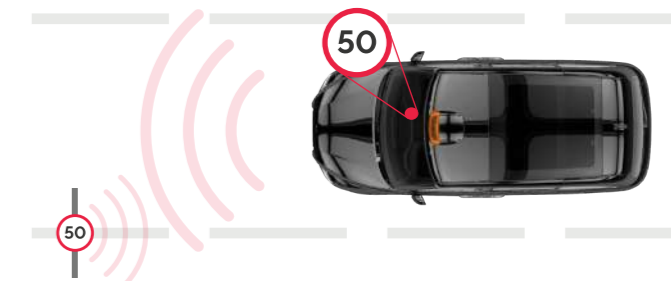
The TX enjoys a strong and stable road presence, thanks to a low centre of gravity and excellent handling. The very latest in electronic stability aids work together to keep TX sure-footed in even the most extreme conditions.

## DRIVER ASSISTANCE




### Lane Departure Warning

Sensors mounted in the windscreen "watch" the road markings ahead. Should the taxi begin to drift out of its lane without indicating, the driver is alerted to avoid a potential collision.




### Road Sign Recognition

Important information and instructions from road signs are displayed on the instrument binnacle, making it easier to stay informed of speed limits or road signs you may have missed on busy city roads.



### Autonomous Emergency Braking

The urban environment always has the potential to make an emergency stop necessary. AEB reacts instantly (at the last possible moment) in the event of an imminent collision, if the driver has not applied the brakes.



### Stability Control Systems

As well as ABS, TX features Emergency Brake Assist (EBA) and Electronic Stability Control (ESC) to avoid loss of control - even in the worst weather, or on poor road surfaces.



## MANUFACTURING

*The new TX has been designed and built in the UK, using the latest technology from some of the automotive industry's finest designers and engineers. What's more, our components are sourced from the very best suppliers in the world.*

Our brand-new purpose-built facility in Ansty, Warwickshire has been constructed with the same approach, using the best equipment, processes, and systems to ensure unrivalled quality. This environmentally-friendly manufacturing facility is the first in the world to be exclusively dedicated to producing zero-emissions vehicles for global distribution, and boasts rigorous quality at every stage of production.



### Top

*The TX is subject to rigorous quality control testing.*

### Bottom Left

*Skilled operators at every station oversee each TX build.*

### Bottom Right

*Our new next-generation manufacturing facility at Ansty - received an 'Excellent' BREEAM Sustainability rating.*

## DURABILITY AND TESTING

*The new TX has completed more test mileage than all of our previous models put together, proving itself from the desert to the Arctic tundra - as well as in the busy urban environments where it will spend its life.*

Our permanent engineering base at the MIRA Technology Park near Coventry gives us access to world-leading facilities, such as:

- Advanced emissions test centre
- 'Kinematics and Compliance' rig
- Corrosion cycle 'Salt Bath'
- Climatic wind tunnels
- Advanced crash test facilities


MIRA also offers a host of other specialised environments to enable research and development.

Hundreds of hours of rigorous road testing across the 100km of proving ground test track at the 840-acre MIRA site included potholes, cobbles, rough concrete surfaces, and even railway tracks, replicating all of the environments a taxi is likely to encounter.

A vehicle designed for global use needs to perform in every type of climate, so the taxi has been tasked with proving itself from the Arctic circle to the Arizona desert.

Finally, we put the vehicle to the ultimate test, with licensed taxi drivers tackling the busy city roads and using a variety of charging and usage profiles to assess and improve how the finished model would perform in the 'real world'.

The exhaustive testing carried out ensures that the new electric taxi will set the standard for professional taxi services worldwide.



### Background

*Extreme weather.*

### Top

*MIRA proving ground.*

### Middle

*One of the MIRA test chambers.*

### Bottom

*Taking to the streets.*

## OWNERSHIP

### FULLY COMPREHENSIVE VEHICLE AND BATTERY WARRANTY

*TX has been built to provide long years of service - and our warranty and roadside assistance package ensures you are covered in the unlikely event a problem occurs.*

Every taxi comes with a fully comprehensive, three-year/120,000-mile warranty, for complete peace of mind during your first years of ownership. Just as important is our five-year, unlimited mileage warranty on the lithium-ion drive battery, a reflection of our confidence in this key component's durability.

### UK SUPPLY CHAIN

*LEVC have partnered with industry leaders, Unipart, to provide you with the best availability for genuine LEVC replacement parts. That means comprehensive UK coverage, and fast delivery too.*

We know that downtime costs money. That's why we keep every TX component in stock, with more than 2,000 product lines 'on-the-shelf'. And thanks to Unipart's unrivalled logistics network, you'll be back on the road in no time.

### 25,000-MILE SERVICE INTERVALS

*Even a vehicle as tough and as durable as the new electric taxi requires regular professional maintenance. But thanks to the revolutionary eCity drivetrain, the TX only requires scheduled servicing every 25,000 miles.*

### AUTHORISED REPAIRERS

*Our network of Authorised Repairers receives comprehensive, manufacturer-approved training and equipment to ensure your TX is in the best possible hands.*

Our Authorised Repairers will only ever use genuine LEVC parts and products, which are designed for the pressures of the professional taxi duty cycle. Using them increases the longevity of your vehicle and minimises downtime.

**For additional information, including pricing, please refer to our TX Price & Specification Guide.**

*The model shown in this brochure is for illustrative purposes only and incorporates optional equipment and accessories not fitted as standard. What is considered standard or optional equipment may also vary, and the configuration of individual versions may change after the publication date, from time to time and from territory to territory. For more information about country-specific vehicle versions, please contact your local LEVC supplier. Every effort has been made to ensure that the contents of this publication were accurate and up-to-date at the time of going to press (February 2018). The Company reserves the right to make modifications to the vehicles, alter pricing, specifications, equipment and withdraw products from sale without notice. Any such alterations will be notified to LEVC retailers at the earliest opportunity. Please consult your local retailer for the latest information.*

*Published February 2018*

*© London EV Company. Not to be reproduced wholly or in part without written permission of London EV Company, Coventry.*



Published by LEVC,  
Li Close, Ansty Park, Coventry, CV7 9RF  
United Kingdom  
February 2018  
© LEVC

**levc.com**